

Scaled data based on original data using  
LM-79-08 Approved Method: Electrical and Photometric Measurements of Solid-  
State Lighting Products

Test Report Prepared for  
Cooper Lighting Solutions  
(formerly Eaton)

Brand: STREETWORKS

Report Number: P526748

Luminaire Tested: **GLAN-SA1D-727-U-RW-GRSWH**

Issue Date: 5/27/2021

**Test Information**

Test Method: LM-79-08  
Report Number: P526748  
TEST IS SCALED FROM IESNA LM-79-08 TEST DATA (G3-2011-057-8)  
Test Lab: INNOVATION CENTER  
Issue Date: 5/27/2021  
Manufacturer: COOPER LIGHTING SOLUTIONS (FORMERLY EATON)  
Product Line: STREETWORKS  
Catalog Number: GLAN-SA1D-727-U-RW-GRSWH  
Description: GALLEON AREA AND ROADWAY LUMINAIRE  
(1) 70 CRI, 2700K, 1200mA LIGHTSQUARE WITH 16 LEDS AND RECTANGULAR WIDE OPTICS WITH WHITE GLARE REDUCTION SHIELD  
Light Source: -  
Ballast/Driver: ELECTRONIC DRIVER

**Summary**

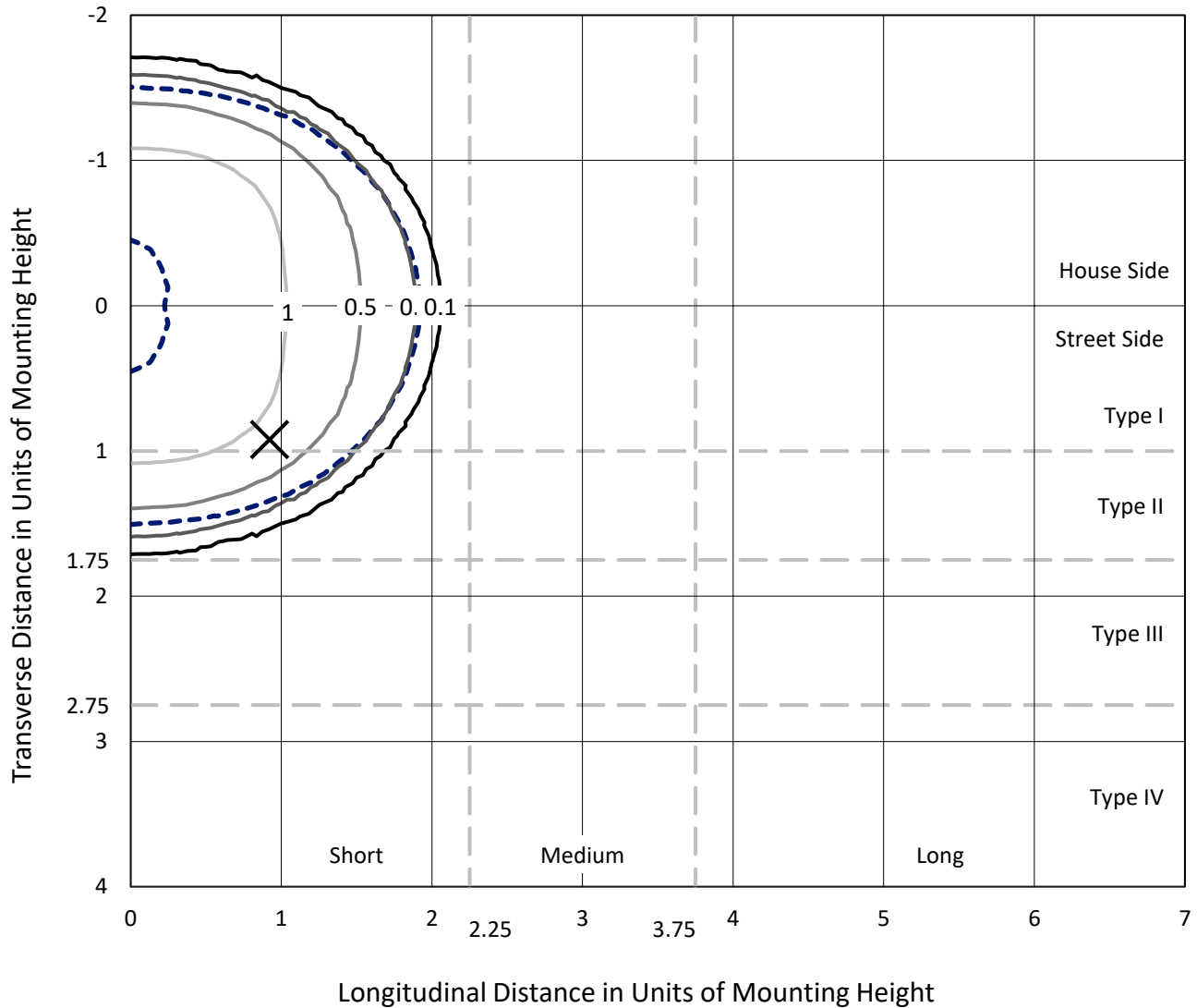
Lumens per Lamp: N/A  
Luminaire Lumens: 5736 lumens  
Efficiency: N/A  
Efficacy: 88.2 lumens/watt  
Luminous Opening: Rectangular (W 0.5' x L: 0.5' x H: 0')  
IES Classification: Type V - Short  
BUG Rating: B2 - U0 - G1  
  
Input Watts (W): 65  
Input Voltage (V): NR  
Input Current (Ain): NR  
Voltage Rise (V): NR  
Power Factor: NR  
Total Harmonic Distortion (THDi): NR  
Frequency (hertz): 60  
Stabilization Time: NR  
Operation Time: NR  
Ambient Temperature (°C): NR  
Test Distance: 24 FT



REPORT NUMBER: P526748  
 CATALOG NUMBER: GLAN-SA1D-727-U-RW-GRSWH

### Iso-Footcandle Lines of Horizontal Illumination

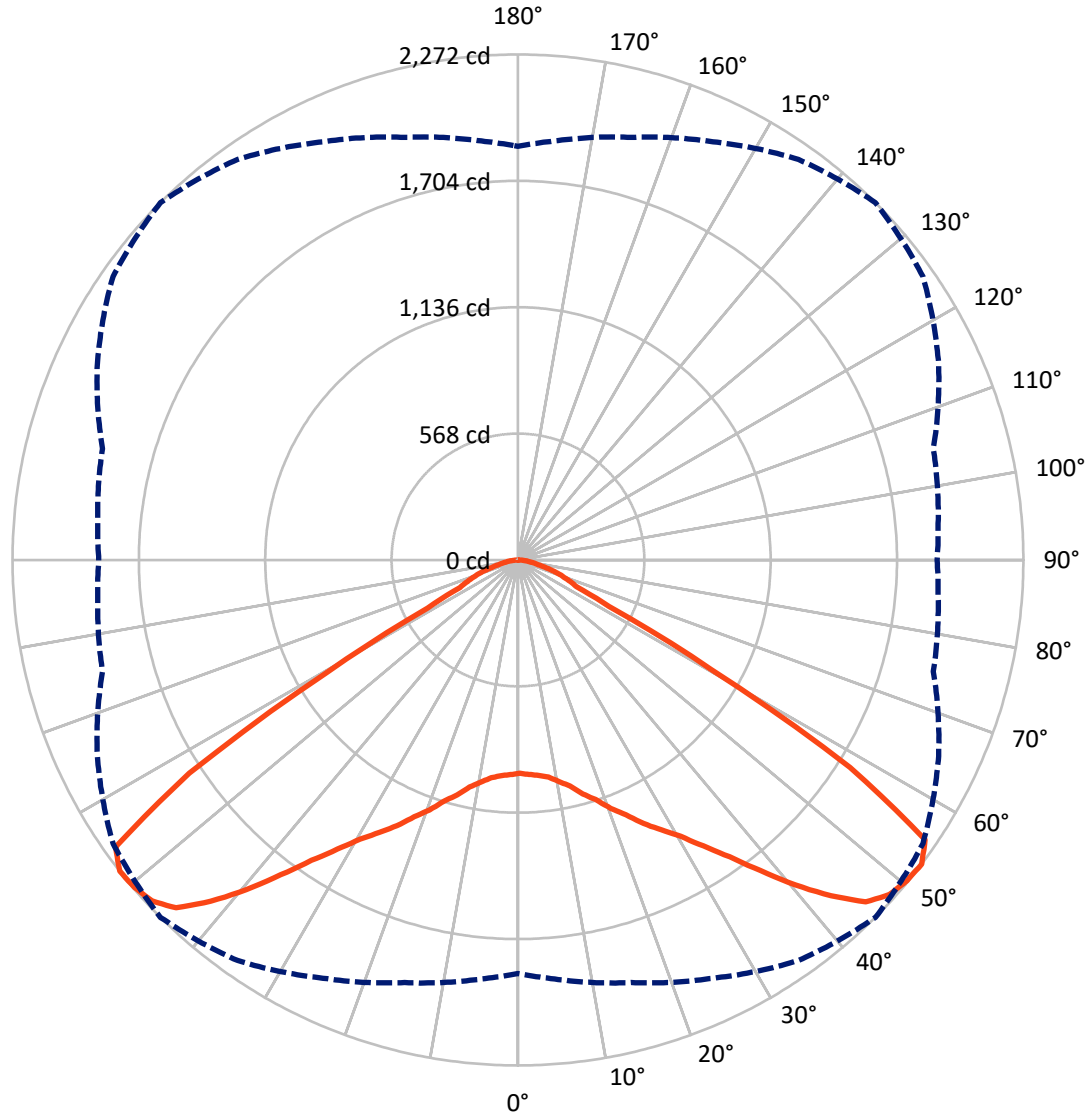
✕ Max cd  
 - - - 1/2 Max cd



Based on 25 foot mounting height. Maximum calculated value = 1.7 fc  
 Type V - Short - N/A

REPORT NUMBER: P526748  
CATALOG NUMBER: GLAN-SA1D-727-U-RW-GRSWH

### Luminous Intensity Polar Plot



— Vertical Plane Through 45-Deg Lateral    - - - Horizontal Cone Through 52.5-Deg Vertical

REPORT NUMBER: P526748  
 CATALOG NUMBER: GLAN-SA1D-727-U-RW-GRSWH

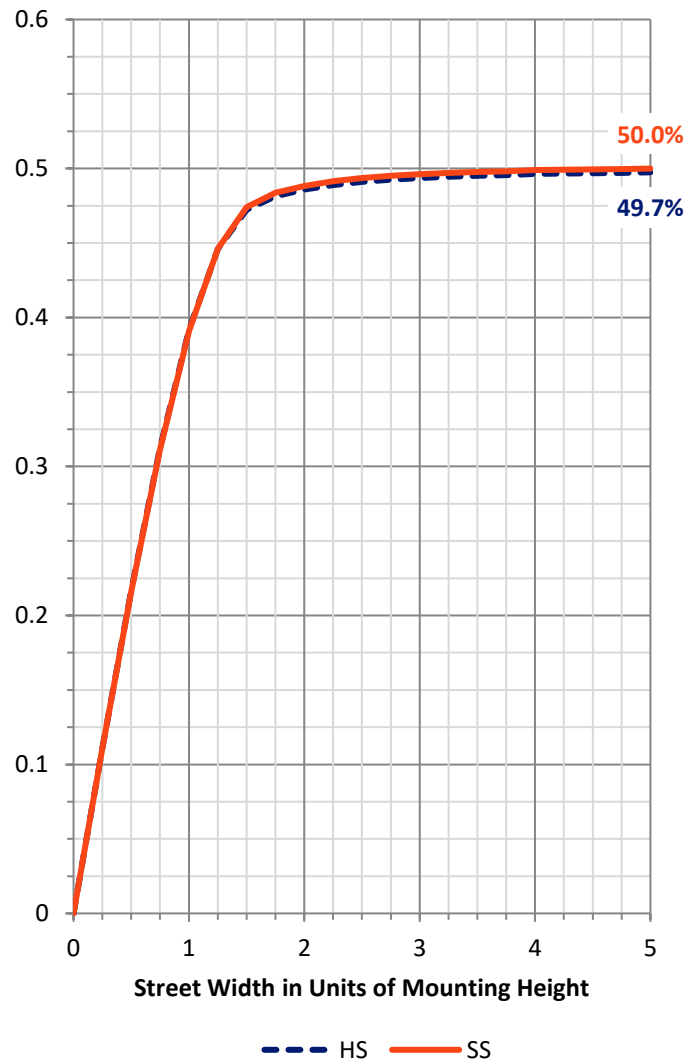
**FLUX DISTRIBUTION:**

		Downward	Upward	Total
<b>House Side</b>	Lumens	2868.0	0.0	2868.0
	% Fixture	50.0	0.0	50.0
<b>Street Side</b>	Lumens	2868.0	0.0	2868.0
	% Fixture	50.0	0.0	50.0
<b>Total</b>	Lumens	5736.0	0.0	5736.0
	% Fixture	100.0	0.0	100.0

**Coefficient of Utilization**

**ZONAL LUMENS:**

Zone	Lumens	% Fixture
0°-10°	94.2	1.6
10°-20°	309.5	5.4
20°-30°	589.3	10.3
30°-40°	1011.9	17.6
40°-50°	1555.4	27.1
50°-60°	1579.4	27.5
60°-70°	440.2	7.7
70°-80°	129.8	2.3
80°-90°	26.2	0.5
90°-100°	0.0	0.0
100°-110°	0.0	0.0
110°-120°	0.0	0.0
120°-130°	0.0	0.0
130°-140°	0.0	0.0
140°-150°	0.0	0.0
150°-160°	0.0	0.0
160°-170°	0.0	0.0
170°-180°	0.0	0.0
0°-90°	5736.0	100.0
0°-180°	5736.0	100.0



REPORT NUMBER: P526748

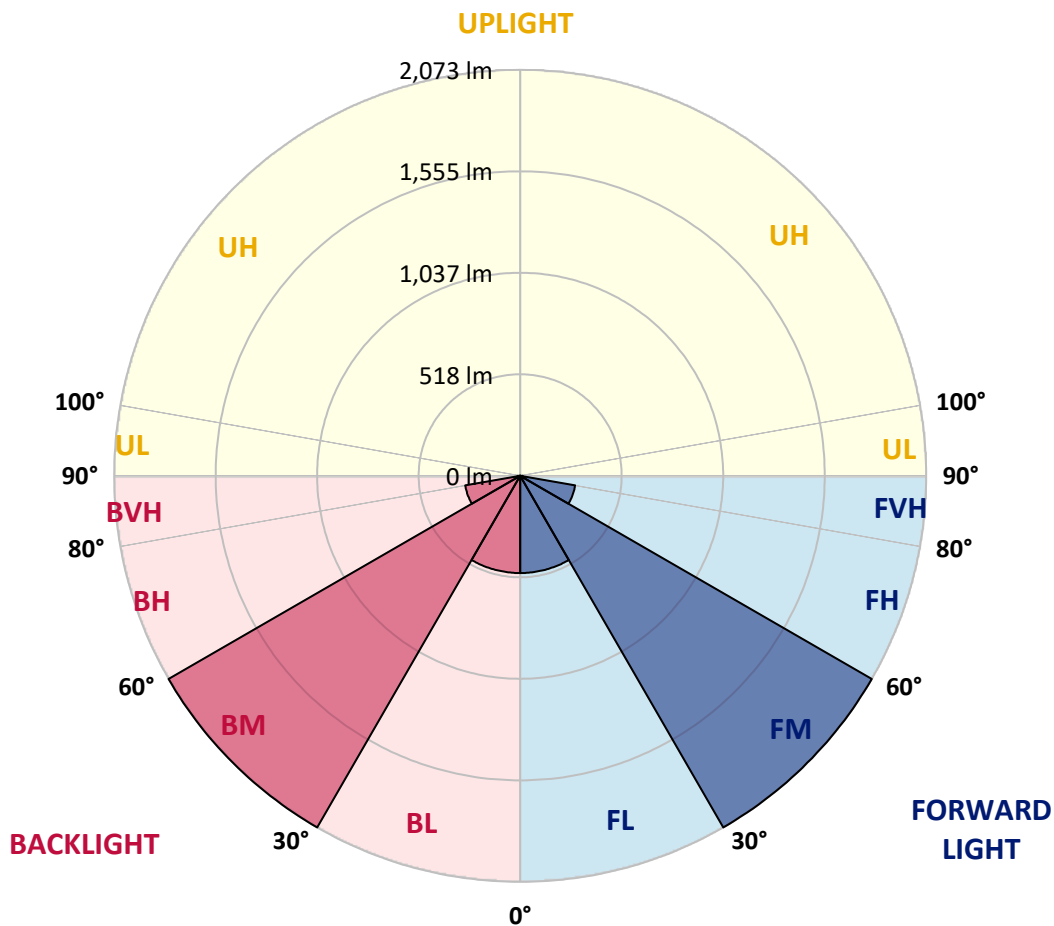
CATALOG NUMBER: GLAN-SA1D-727-U-RW-GRSWH

**LUMINAIRE CLASSIFICATION SYSTEM LUMEN TABLE AND BUG RATING:**

Zone	Lumens	% Fixture	Zone Rating/Lumen Limit		
			B	U	G
FL (0°-30°)	496.5	8.7			
FM (30°-60°)	2073.4	36.1			
FH (60°-80°)	285.0	5.0			G0/660
FVH (80°-90°)	13.1	0.2			G1/100
BL (0°-30°)	496.5	8.7	B1/500		
BM (30°-60°)	2073.4	36.1	B2/2500		
BH (60°-80°)	285.0	5.0	B1/500		G0/660
BVH (80°-90°)	13.1	0.2			G1/100
UL (90°-100°)	0.0	0.0		U0/0	
UH (100°-180°)	0.0	0.0		U0/0	

**BUG Rating: B2-U0-G1**

Type V Short





REPORT NUMBER: P526748

CATALOG NUMBER: GLAN-SA1D-727-U-RW-GRSWH

**CANDELA DISTRIBUTION (FULL):**

	0°	5°	15°	25°	35°	45°	55°	65°	75°	85°	90°
0°	958.8	958.8	958.8	958.8	958.8	958.8	958.8	958.8	958.8	958.8	958.8
2.5°	961.0	951.0	954.6	956.7	966.0	965.3	963.1	966.0	968.8	969.5	968.1
5°	960.3	953.2	956.0	958.1	967.4	972.4	970.9	983.1	991.6	989.5	1000.1
7.5°	954.6	958.8	955.3	966.0	973.8	985.9	998.7	1010.1	1020.8	1032.9	1035.0
10°	967.4	967.4	973.8	982.3	1003.0	1012.2	1030.7	1047.1	1067.8	1082.0	1076.3
12.5°	980.9	983.1	983.1	1005.1	1022.2	1042.8	1059.9	1082.0	1111.2	1128.3	1136.8
15°	994.4	995.9	1003.0	1032.9	1058.5	1091.3	1106.9	1126.8	1143.2	1175.2	1176.0
17.5°	1006.5	1014.4	1035.7	1069.2	1101.2	1132.5	1157.5	1178.1	1192.3	1205.1	1202.3
20°	1052.1	1057.8	1079.9	1113.3	1161.0	1191.6	1200.2	1203.7	1213.0	1238.6	1230.8
22.5°	1096.2	1098.4	1119.0	1170.3	1203.7	1244.3	1253.5	1251.4	1255.0	1261.4	1272.8
25°	1141.8	1145.3	1173.8	1217.2	1264.2	1312.6	1320.5	1304.1	1299.1	1306.2	1306.9
27.5°	1200.2	1200.9	1237.2	1274.9	1328.3	1373.9	1386.0	1373.1	1349.6	1355.3	1364.6
30°	1274.2	1269.2	1305.5	1359.6	1415.8	1441.5	1462.1	1455.7	1430.1	1425.1	1417.3
32.5°	1359.6	1361.0	1393.8	1452.9	1489.9	1532.6	1554.7	1544.0	1527.6	1519.1	1524.0
35°	1479.9	1486.3	1508.4	1557.5	1617.3	1638.7	1673.5	1650.8	1608.0	1618.7	1628.0
37.5°	1578.9	1597.4	1638.7	1697.0	1732.6	1771.8	1784.6	1754.0	1722.7	1709.8	1740.4
40°	1730.5	1724.8	1770.3	1828.7	1881.4	1920.5	1904.2	1873.6	1796.0	1796.7	1805.2
42.5°	1860.7	1863.6	1898.5	1968.2	2040.1	2064.3	2012.4	1937.6	1851.5	1842.2	1860.7
45°	1970.4	1981.8	2001.7	2094.9	2165.4	2191.8	2095.7	2007.4	1892.1	1853.6	1884.2
47.5°	2009.5	2028.0	2071.5	2156.9	2226.6	2248.0	2171.1	2044.4	1929.8	1867.2	1883.5
50°	2015.2	2008.8	2080.0	2158.3	2219.5	2265.8	2198.2	2071.5	1920.5	1887.8	1882.8
52.5°	1859.3	1890.6	1966.8	2074.3	2198.2	2272.2	2222.4	2086.4	1933.4	1896.3	1884.2
55°	1504.8	1467.8	1606.6	1787.4	2015.2	2220.9	2213.8	2094.2	1941.2	1910.6	1894.2
57.5°	840.0	850.6	929.0	1125.4	1419.4	1761.1	1968.2	2011.7	1937.6	1919.8	1928.4
60°	388.7	392.2	425.7	517.5	699.7	998.7	1271.3	1548.3	1675.7	1701.3	1701.3
62.5°	289.7	288.3	296.8	313.2	351.6	459.1	612.9	832.9	1008.0	1130.4	1162.4
65°	262.0	261.2	265.5	271.2	274.1	289.0	323.2	390.8	447.7	480.5	474.8
67.5°	229.2	228.5	229.9	233.5	238.5	246.3	254.8	269.1	289.0	287.6	284.0
70°	185.1	185.1	187.2	190.1	195.8	205.0	215.0	224.9	242.0	245.6	244.9
72.5°	136.7	134.5	138.8	144.5	150.2	161.6	172.3	181.5	193.6	197.2	195.8
75°	86.8	88.3	91.1	97.5	107.5	115.3	126.7	134.5	142.4	145.2	145.9
77.5°	48.4	49.8	54.8	62.6	72.6	81.1	91.1	97.5	102.5	103.2	103.9
80°	29.2	29.9	34.9	42.0	50.5	59.8	67.6	74.0	78.3	76.2	75.5
82.5°	17.8	18.5	22.8	29.2	36.3	43.4	52.0	57.7	61.9	59.1	56.2
85°	9.3	10.0	13.5	17.8	23.5	27.0	27.0	24.2	23.5	22.1	21.4
87.5°	2.8	2.8	3.6	4.3	3.6	4.3	5.0	5.7	5.7	6.4	5.7
90°	0.0	0.0	0.0	0.0	0.0	0.0	0.0	0.0	0.0	0.0	0.0

(END OF REPORT)